



To,
The Member of the Society,
Calcutta Rescue,
20, Iswar Mill Lane,
Kolkata - 700 006

INDEPENDENT AUDITOR'S REPORT
ON AUDIT OF FINANCIAL STATEMENTS

Opinion

We have audited the financial statements of Calcutta Rescue - a society registered with the Registrar of Societies, West Bengal vide No. S/67495/91-92 and having its registered office at 20, Iswar Mill Lane, Kolkata - 700 006, which comprise the Balance Sheet as at 31st March, 2024, the Income & Expenditure Accounts and the Receipts and Payments Accounts for the year then ended, and the notes to the financial statements including a summary of significant accounting policies. In our opinion, the accompanying financial statements give a true and fair view of the financial position of the society as at 31st March, 2024, in accordance with the Accounting Standards issued by the Institute of Chartered Accountants of India.

Basis for opinion

We conducted our audit in accordance with the standards on Auditing (SAs) issued by ICAI. Our responsibilities under those standards are further described in the Auditor's Responsibilities for the Audit of the Financial Statements section of our report. We are independent of the society in accordance with the code of Ethics issued by ICAI and we have fulfilled our other ethical responsibilities in accordance with the Code of Ethics. We believe that the audit evidence we have obtained is sufficient and appropriate to provide a basis for our opinion.

Responsibilities of Management and Those Charged with Governance for the Financial Statements.

The Management of the society is responsible for the preparation of these financial statements that give a true and fair view of the financial position, financial performance of the organization in accordance with the accounting principles generally accepted in India. This responsibility also includes the design, implementation and maintenance of internal control relevant to the preparation and presentation of the financial statements that give a true and fair view and are free from material misstatement, whether due to fraud or error. In preparing the financial statements, the management is responsible for assessing the society's ability to continue as a going concern, disclosing, as applicable, matters related to going concern and using the going concern basis of accounting unless management either intends to liquidate the society or to cease



operations, or has no realistic alternative but to do so. Those charged with governance are responsible for overseeing the society's financial reporting process.

Auditor's Responsibilities for the Audit of the Financial statements

Our objectives are to obtain reasonable assurance about whether the financial statements as a whole are free from material misstatement, whether due to fraud or error, and to issue an auditor's report that includes our opinion. Reasonable assurance is a high level of assurance, but is not a guarantee that an audit conducted in accordance with SAs will always detect a material misstatement when it exists. Misstatements can arise from fraud or error and are considered material if, individually or in the aggregate, they could reasonably be expected to influence the economic decisions of users taken on the basis of these financial statements.

As part of an audit in accordance with SAs, we exercise professional judgement and maintain professional skepticism throughout the audit.

We also:

- Identify and assess the risks of material misstatement of the financial statements, whether due to fraud or error, design and perform audit procedures responsive to those risks, and obtain audit evidence that is sufficient and appropriate to provide a basis for our opinion. The risk of not detecting a material misstatement resulting from fraud is higher than for one resulting from error, fraud is higher than for one resulting from error as fraud may involve collusion, forgery, intentional omissions, misrepresentations, or the override of internal control.
- Obtain an understanding of internal control relevant to the audit in order to design audit procedures that are appropriate in the circumstances, but not for the purpose of expressing an opinion on the effectiveness of the Society's internal control.
- Evaluate the appropriateness of accounting policies used and the reasonableness of accounting estimates and related disclosures made by management.
- Conclude on the appropriateness of management's use of the going concern basis of accounting and, based on the audit evidence obtained, whether a material uncertainty exists related to events or conditions that may cast significant doubt on the society's ability to continue as a going concern. If we conclude that a material uncertainty exists, we are required to draw attention in our auditor's report to the related disclosures in the financial statements or, if such disclosures are inadequate, to modify our opinion. Our conclusions are based on the audit evidence obtained up to the date of our auditor's report. However, future events or conditions may cause the society to cease to continue as a going concern.
- Evaluate the overall presentation, structure and content of the financial statements, including the disclosures, and whether the financial



statements represent the underlying transactions and events in a manner that achieves fair presentation.

We communicate with those charged with governance regarding, among other matters, the planned scope and timing of the audit and significant audit findings, including any significant deficiencies in internal control that we identify during our audit.

We also provide those charged with governance with a statement that we have complied with relevant ethical requirements regarding independence, and to communicate with them all relationships and other matters that may reasonably be thought to bear on our independence, and where applicable, related safeguards.

We further report that:

- A. We have sought and obtained all the information and explanations which to the best of our knowledge and belief were necessary for the purpose of our audit.
- B. In our opinion the organization has maintained proper books of account so far as appears from our examination of those books.
- C. The Balance sheet, the Income & Expenditure account and the Receipts and Payments account dealt with in this Report are in agreement with the books of account.
- D. Employees State Insurance Corporation (ESIC) has made a demand for Rs. 14,26,966/- as arrear contribution for the period from 01.04.2010 to 31.03.2013; upon confirmation of the demand by the Appellate Authority of ESIC, the organization has preferred an appeal before the Employees' Insurance court. The said demand amount has not been recognized as a liability in the books and the part payment of Rs. 356,742/- made to ESIC against the said demand has been treated as Advance to ESIC.



Date: 2nd day of September, 2024
Place- Kolkata

- For DATTSON & CO.
Chartered Accountants
Firm Reg. No. 0311061E

CA SUJAY MUKHOPADHYAY
Partner.
Mem. No. 066946

UDIN- 24066946BKFWE1082

CALCUTTA RESCUE
BALANCE SHEET AS AT 31ST MARCH, 2024

Previous Year (2022-2023)	Liabilities	Current Year (2023-2024)	Previous Year (2022-2023)	Assets	Current Year (2023-2024)
Amount (Rs.)		Amount (Rs.)	Amount (Rs.)		Amount (Rs.)
	Fund Account : (Schedule - 9)			Fixed Assets : (As per Schedule-1)	
9,05,15,674	General Fund	9,79,72,847		4,17,26,808	4,81,07,602
89,13,062	Building Fund	78,97,896			
4,67,98,714	Specific Fund	4,70,83,594	15,29,54,137	11,64,40,881	11,44,92,375
2,36,59,900	Dr. Jack's Benevolent Fund - Corpus		2,36,59,900		
	Dr. Jack's Benevolent Fund - Corpus - Interest Earned	25,36,523		27,30,247	32,13,071
13,01,295	Add: During this year	13,52,263			
(5,26,403)	Less: Utilised	12,69,747	26,19,039		
51,28,240	Corpus Fund		51,28,240		
	Current Liabilities & Provisions : Current Liabilities (Schedule - 10)			18,000	80,610
5,73,109	Statutory Dues	8,46,808			
40,39,673	Sundry Creditors	41,55,893		1,48,602	1,09,421
2,12,641	Liability for Expenses	1,68,043		2,03,64,306	2,06,83,170
	Advance Received from Custon	5,090	51,75,834		
	Provision (Schedule - 11) :				
45,92,033	Leave Encashment	44,24,832			
19,032	Old Non Moving Stock (Handicraft)	18,442	44,43,274		
	Notes on Accounts : (Schedule - 12)			27,82,909	38,13,737
				Advances: (Schedule - 7)	
				15,15,297	21,06,633
				2,18,499	1,85,875
				9,16,835	12,51,744
					35,44,252
				Deposits : (Schedule - 8)	
				1,26,217	1,26,217
18,69,88,601		19,39,80,424	18,69,88,601		19,39,80,424



In terms of our separate report of even date.
For Dattson & Co
Chartered Accountants
F R N - 0311061E
(Signature)
(C. A. Sujay Mukhopadhyay)
PARTNER
Membership No. 066946
UDIN:2406946BKFVEN1082

(Signature)
(Amitava Poddar)
Hon' Chairperson

(Signature)
(Snehasish Bhaumik)
Hon' Secretary

(Signature)
(Sanjay Sapru)
Member of Governing Council

(Signature)
(Jaydeep Chakraborty)
Chief Executive Officer

(Signature)
(Ruby Sen)
Finance Manager

Place: Kolkata
Date: 02/09/2024

CALCUTTA RESCUE

20, Iswar Mill Lane, Kolkata 700006

INCOME AND EXPENDITURE ACCOUNTS FOR THE YEAR ENDED 31ST MARCH, 2024

Previous Year 2022-2023	Previous Year 2022-2023	Expenditure	Current Year 2023-2024	Current Year 2023-2024	Previous Year 2022-2023	Income	Current Year 2023-2024	Current Year 2023-2024
Amount (Rs.)	Amount (Rs.)		Amount (Rs.)	Amount (Rs.)	Amount (Rs.)		Amount (Rs.)	Amount (Rs.)
		<u>MEDICAL EXPENSES</u>						
		<u>To Medicine Consumption</u>						
	28,29,952	Opening Stock	19,71,986		1,80,40,805	Local Donation	82,35,627	
	1,60,66,051	Add: Purchase	1,89,39,792		10,41,38,689	Foreign Donation (Annexure - A)	9,18,63,410	10,00,99,037
1,69,24,017	1,88,96,003	Less: Closing Stock	20,52,543	1,88,59,235	1,40,38,202	By Grant Received (Annexure - B)		2,35,83,231
1,31,78,393	19,71,986					By Donation in Kind		
12,25,209		To Expenses for COVID 19			3,99,519	By Miscellaneous Income		1,56,461
1,68,069		To Clinical Investigation		18,11,503	1,58,502	By Sale of Handicrafts		6,75,448
13,50,501		To Bandages & Other Dressing Materials		1,89,040	5,29,872	By Interest Received (Annexure - C)		76,57,259
11,45,387		To Health Education/Awareness Camp		23,66,614	63,47,509	By Profit on Sale of Assets		1,724
		To Hospital Operation & Other Charges		6,91,799	-			
		<u>MISCELLANEOUS BENEFIT TO PT./CHILD</u>						
1,25,653		To Clothing & Linen Consumption		2,57,421				
		<u>To Nutrition Consumption</u>						
	2,19,912	Opening Stock	2,06,667					
	41,85,375	Add: Purchase	1,11,98,886					
	44,05,287		1,14,05,553					
41,98,620	2,06,667	Less: Closing Stock	2,58,525	1,11,47,028				
		<u>To Other Care Consumption (Note No. 4)</u>						
	1,03,154	Opening Stock	81,843					
	6,75,453	Add: Purchase	22,80,303					
6,96,764	7,78,607	Less: Closing Stock	23,62,146	21,60,516				
53,20,711	81,843		2,01,630	43,26,331				
22,58,254		To Living Standard (Sium Development) (Note No. 5)		20,62,583				
2,05,809		To School Fees and Boarding Fees		2,45,100				
1,04,307		To School Books		1,22,966				
2,07,464		To School Uniform		3,21,162				
		To Cultural Programme						
		<u>To School Stationery Consumption</u>						
	59,903	Opening Stock	85,855					
	1,81,327	Add: Expenses during the year	1,33,617					
	2,41,230		2,19,472					
1,55,375	85,855	Less: Closing Stock	84,000	1,35,472				
		<u>To Raw Materials Consumption</u>						
	-	Opening Stock	-					
	2,16,710	Add: Purchase	3,15,673					
	2,16,710		3,15,673					
2,16,710	-	Less: Closing Stock	-	3,15,673				
4,74,81,243		Balance C/F		4,50,12,443	5.600	4,36,53,098	Balance C/F	13,21,73,160








CALCUTTA RESCUE

20, Iswar Mill Lane, Kolkata 700006

INCOME AND EXPENDITURE ACCOUNTS FOR THE YEAR ENDED 31ST MARCH, 2024

Previous Year 2022-2023	Previous Year 2022-2023	Expenditure	Current Year 2023-2024	Current Year 2023-2024	Previous Year 2022-2023	Income	Current Year 2023-2024	Current Year 2023-2024
Amount (Rs.)	Amount (Rs.)		Amount (Rs.)	Amount (Rs.)	Amount (Rs.)		Amount (Rs.)	Amount (Rs.)
4,74,81,243		Balance B/F		4,50,12,443	14,36,53,098	Balance B/F		13,21,73,160
-		To Excursion & Sports		17,698				
15,74,924		To Children Escorts & Cook		16,58,281				
8,86,303		To Training Expenses (Beneficiary)		19,54,699				
84,239		To Stipend to Trainees		5,40,618				
1,97,148		To Patient Benefit Money		3,13,623				
10,220		To Patient House Rent		6,960				
5,26,403		To Dr. Jack's Benevolent Fund - Corpus Expenses		12,69,747				
		LOGISTICS AND COMMUNICATION						
	3,30,293	To Transportation (P/Child/Trainee)	3,20,558					
	5,98,718	To Transportation (Staff)	1,38,643					
	7,84,563	To Vehicle Fuel	8,44,281					
	15,200	To Vehicle Hire Charges						
20,01,527	2,72,753	To Spares & Repairs	4,13,083	17,16,565				
		UNIT OVERHEADS						
		To Project Maintenance Materials Consumption (Note No. 6)						
	25,868	Opening Stock	13,223					
	20,66,924	Add: Purchase	28,10,720					
	20,92,792		28,23,943					
20,79,569	13,223	Less: Closing Stock	19,805	28,04,138				
		To Handicrafts Goods						
	3,65,192	Opening Stock	3,28,967					
36,225	3,28,967	Less: Closing Stock	5,56,923	(2,27,956)				
2,03,929		To Porters, Packing & Carriage	3,59,150					
2,86,533		To Repairs & Maintenance	2,07,014					
11,88,879		To Rent	13,39,643					
42,806		To Fuel for Generator	46,687					
3,02,233		To Electricity Charges	3,81,091					
1,54,747		To Rates and Taxes	1,33,733					
2,23,355		To Insurance Premium	2,28,435	26,95,753				
		PERSONNEL						
3,92,87,498		To Staff Remuneration	4,90,25,143					
26,82,354		To Provident Fund	32,96,995					
16,47,860		To Staff Welfare	42,10,144					
98,794		To Fooding & Lodging	44,035					
1,79,810		To Lunch, Tea and Tiffin	2,21,352					
4,76,099		To Training Expenses (Staff)	1,92,786					
1,01,990		To P.F. Administration Charges	1,35,526					
79,973		To E D L I Expenses	1,01,605					
5,15,483		To E S I C (Employer)	4,72,723					
6,01,904		To Lunch Allowance	7,15,156					
14,51,948		To Gratuity	24,56,462					
13,61,047		To Leave Encashment	14,00,278	6,22,72,205				
10,57,65,043		Balance C/F		12,00,34,774	14,36,53,098	Balance C/F		13,21,73,160








CALCUTTA RESCUE

20, Iswar Mill Lane, Kolkata 700006

INCOME AND EXPENDITURE ACCOUNTS FOR THE YEAR ENDED 31ST MARCH, 2024

Previous Year 2022-2023	Previous Year 2022-2023	Expenditure	Current Year 2023-2024	Current Year 2023-2024	Previous Year 2022-2023	Income	Current Year 2023-2024	Current Year 2023-2024
Amount (Rs.)	Amount (Rs.)		Amount (Rs.)	Amount (Rs.)	Amount (Rs.)		Amount (Rs.)	Amount (Rs.)
10,57,65,043		Balance B/F		12,00,34,774	14,36,53,098	Balance B/F		13,21,73,160
		<u>ADMINISTRATION</u>						
1,35,700		To Statutory Audit Fees		76,700				
82,600		To Internal Audit Fees		82,600				
		To Printing & Stationery						
	54,760	Opening Stock	41,707					
	<u>1,96,656</u>	Add: Purchase	<u>1,72,892</u>					
	2,51,416		2,14,599					
2,09,709	<u>41,707</u>	Less: Closing Stock	<u>39,645</u>	1,74,954				
97,887		To Bank Charges	91,584					
3,51,492		To Information Technology Cost	5,71,624					
39,37,128		To Depreciation	40,99,108					
9,78,532		To Security Guard Charges	10,15,659					
10,93,891		To Fund Raising Activity	16,71,973					
17,300		To Legal Expenses	5,000					
33,335		To Advertisement & Publicity	40,277					
23,84,155		To Professional Fees	14,77,760					
16,219		To Loss on Disposal of Assets	15,116					
<u>1,92,694</u>		To Sundry Expenses	<u>9,729</u>	89,97,830				
2,83,77,413		To Excess of Income over Expenditure		28,06,302				
14,36,53,098				13,21,73,160	14,36,53,098			13,21,73,160

In terms of our separate report of even date.
For Dattson & Co
Chartered Accountants
F R N - 0311061E



(Signature)
(C. A. Sujay Mukhopadhyay)
PARTNER

(Signature)
(Amitava Poddar)
Hon' Chairperson

(Signature)
(Shehanshah Bhaurhik)
Hon' Secretary

(Signature)
(Sanjay Sapru)
Member of Governing Council

(Signature)
(Jaydeep Chakraborty)
Chief Executive Officer

(Signature)
(Ruby Sen)
Finance Manager

Place: Kolkata
Date: 02/09/2024

Membership No. 066946

UDIN: 24066946BKFWEN1082

CALCUTTA RESCUE

20, Iswar Mill Lane, Kolkata 700006

RECEIPTS AND PAYMENTS ACCOUNT FOR THE YEAR ENDED 31ST MARCH, 2024

RECEIPTS	FOREIGN	LOCAL	TOTAL	PAYMENTS	FOREIGN	LOCAL	TOTAL
	Amount (Rs.)	Amount (Rs.)	Amount (Rs.)		Amount (Rs.)	Amount (Rs.)	Amount (Rs.)
To Opening Balance				By Advances	7,07,984		7,07,984
Cash in hand (As per Schedule - 5)	82,653	65,949	1,48,602	By Advertisement & Publicity	40,277		40,277
Cash at bank (As per Schedule - 5)	1,18,22,063	85,42,243	2,03,64,306	By Audit Fees (Statutory)	82,600		82,600
To Fixed Deposit Encashed	9,42,70,841	74,22,545	10,16,93,386	By Bandages & Other Dressing Materials	1,42,722	46,318	1,89,040
To Grant Received	-	2,35,83,231	2,35,83,231	By Bank Charges	90,146	1,438	91,584
To Sale of Assets	5,245		5,245	By Building	30,000	46,13,452	46,43,452
To Donation	9,18,63,410	82,35,627	10,00,99,037	By Children Escorts & Cook	14,70,136	1,76,880	16,47,016
To Provident Fund (Employee)	44,301		44,301	By Clinical Investigation	17,86,747	12,027	17,98,774
To Miscellaneous Income	64,580	59,465	1,24,045	By Clothing & Linen	1,46,804	1,10,617	2,57,421
To Profession Tax	1,810		1,810	By Computer, Printer and Other Accessories	5,61,760	1,34,800	6,96,560
To Realisation From Handicraft	-	6,17,928	6,17,928	By Cultural Programme	2,31,419	89,743	3,21,162
To Interest Received	57,07,330	9,19,101	66,26,431	By Dr. Jack's Benevolent Fund - Corpus Expense	16,10,877		16,10,877
To Advance Received	-	86,104	86,104	By E D L I Expenses	93,266	8,339	1,01,605
To Tax Deducted (Payablee)	1,66,683	21,092	1,87,775	By E S I C (Employer)	2,09,974	2,66,479	4,76,453
				By E S I C (Employees)	758		758
				By Electricity Charges	28,646	3,52,445	3,81,091
				By Excurtion & Sports	10,415	7,283	17,698
				By Fooding & Lodging	40,906	3,129	44,035
				By Fuel for Generator	46,687		46,687
				By Fund Raising Activity	13,29,080	80,650	14,09,730
				By Furniture & Fixture	4,73,630	2,27,511	7,01,141
				By Gratuity	24,50,000		24,50,000
				By Health Education / Awareness Camp	10,06,681	13,61,534	23,68,215
				By Hospital, Operation & Other Charges	5,02,344	2,14,705	7,17,049
				By Information Technology Cost	4,45,226	1,26,398	5,71,624
				By Insurance Premium	1,72,119	46,407	2,18,526
				By Internal Audit Fees	1,23,900		1,23,900
				By Investment in Fixed Deposit	8,97,14,533	1,00,30,347	9,97,44,880
				By Leave Encashment	15,67,479		15,67,479
				By Legal Expenses	5,000		5,000
				By Living Standard (Slum Development)	36,88,330	9,68,031	46,56,361
				By Lunch Allowance	5,63,732	1,50,759	7,14,491
				By Lunch, Tea and Tiffin	1,94,933	30,884	2,25,817
				By Medication	1,28,23,098	56,78,142	1,85,01,240
				By Nutritional Expenditure	61,58,367	46,78,528	1,08,36,895
				By Office Equipments	70,149	3,45,622	4,15,771
				By Other Care Expenditure	14,61,853	7,83,477	22,45,330
				By P.F. Administration Charges	1,24,423	11,103	1,35,526
				By Patient Benefit Money	3,13,623		3,13,623
				By Patient House Rent	6,360		6,360






CALCUTTA RESCUE

20, Iswar Mill Lane, Kolkata 700006

RECEIPTS AND PAYMENTS ACCOUNT FOR THE YEAR ENDED 31ST MARCH, 2024

RECEIPTS	FOREIGN	LOCAL	TOTAL	PAYMENTS	FOREIGN	LOCAL	TOTAL
	Amount (Rs.)	Amount (Rs.)	Amount (Rs.)		Amount (Rs.)	Amount (Rs.)	Amount (Rs.)
				By Plant and Machinery	16,400		16,400
				By Porters, Packing & Carriage	3,24,729	37,265	3,61,994
				By Printing & Stationery	1,21,027	39,515	1,60,542
				By Professional Fees	7,02,310	9,40,630	16,42,940
				By Project Maintenance	22,75,346	5,76,711	28,52,057
				By Provident Fund	32,52,694		32,52,694
				By Rates & Taxes	86,984	24,634	1,11,618
				By Raw Material for Handicrafts	2,70,663	94,948	3,65,611
				By Rent	13,17,313	21,730	13,39,043
				By Repairs & Maintenance	2,04,606	2,408	2,07,014
				By School Books	1,26,143	1,19,622	2,45,765
				By School Fees and Boarding Fees	18,44,195	2,65,820	21,10,015
				By School Stationery	78,353	55,264	1,33,617
				By School Uniform	1,11,236	27,640	1,38,876
				By Security Guard Charges	9,72,514	34,968	10,07,482
				By Spares & Repairs	3,97,301	1,147	3,98,448
				By Staff Remuneration	4,15,25,499	74,99,644	4,90,25,143
				By Staff Welfare	29,83,073	11,25,183	41,08,256
				By Stipend & Exgratia for Trainee	-	5,45,950	5,45,950
				By Sundry Expenses	7,245	4,820	12,065
				By Tax Deducted (Receivable)	2,93,549	41,360	3,34,909
				By Training Expenses (Beneficiary)	16,93,113	2,47,228	19,40,341
				By Training Expenses (Staff)	96,270	96,516	1,92,786
				By Transportation (Pt/ Child/ Trainee)	3,06,419	-	3,06,419
				By Transportation (Staff)	98,963	1,42,380	2,41,343
				By Vehicle Fuel	8,40,130	-	8,40,130
				By Vehicle Hire Charges	-	4,151	4,151
				By Closing Balance			
				Cash in Hand (As per Schedule - 5)	51,298	58,123	1,09,421
				Cash at Bank (As per Schedule - 5)	1,35,04,559	69,88,580	2,04,93,139
	20,40,28,916	4,95,53,285	25,35,82,201		20,40,28,916	4,95,53,285	25,35,82,201

In terms of our separate report of even date.
For Dattson & Co
Chartered Accountants
F R N - 0311061E



Place: Kolkata
Date: 02/09/2024

(C. A. Sujay Mukhopadhyay)
PARTNER
Membership No. 066946

(Amitava Poddar)
Hon' Chairperson

(Sjehaish Bhaumik)
Hon' Secretary

(Sanjay Sapru)
Member of Governing Council

(Jaydeep Chakraborty)
Chief Executive Officer

(Ruby Sen)
Finance Manager

Annexure - A

Details of Donations

Previous Year 2022-2023	Particulars	Current Year 2023-2024	
10,41,38,689	Foreign Donation		9,18,63,410
7,07,94,980	Donation from Support Groups		6,80,98,309
62,81,791	Calcutta Rescue Germany	77,93,800	
1,92,04,076	Calcutta Rescue Fund, U. K.	1,98,00,011	
6,43,200	Calcutta Rescue Norway	-	
1,82,32,998	Fondation Calcutta Espoir, Switzerland	2,15,56,989	
1,81,42,172	Stiftung - Calcutta Rescue , Switzerland	78,70,415	
6,00,900	Calcutta Rescue Canada	27,12,600	
12,15,671	Calcutta Espoir France	13,29,930	
37,32,394	Calcutta Rescue, Netherlands	48,42,445	
27,41,778	Calcutta Rescue USA (WHEN)	21,92,119	
3,29,88,508	Companies/ Cor/ NGO	-	2,31,61,790
42,41,363	American Friends Of Edelgive Foundation	37,39,250	
13,14,957	Solidar India	14,62,578	
1,61,98,000	Direct Relief International	82,93,500	
15,42,456	Indian Schools Alumni and Friends, USA	7,29,103	
88,23,375	Karuna Shechen	41,11,250	
1,85,027	Associazione Skychildren Onlus	4,89,280	
-	Bright Funds	6,62,676	
-	Fondacion Colores De Calcuta	34,18,287	
4,85,633	UK Online Giving Foundation	65,389	
	Global Remittance	515	
1,97,697	Give Foundation	1,89,962	
3,55,201	Individual	6,03,311	6,03,311
1,80,40,805	Local Donation		82,35,627
1,40,20,366	Companies/ Cor/ NGO		63,54,609
-	Grant Charlie	9,466	
-	Heritage River Journeys Pvt. Ltd.	4,29,160	
26,54,275	Balrampur Foundation		
40,000	Berger Paints India Limited		
52,500	Cheviot Foundation		
9,000	CINI		
16,50,000	Consumer Links Marketing Pvt. Ltd.		
21,000	Etos Services		
1,17,339	Give Foundation	4,163	
10,000	Inner Wheel Club	10,000	
	Manav Jagriti Foundation	15,000	
	Medhavhi Foundation	50,000	
	Mission of Mercy Foundation	22,36,353	
70,690	Online Giving Foundation	64,944	
76,40,000	Paharpur Foundation	27,11,513	
5,000	Rolls Pack Pvt. Ltd.		
50,683	Saathire Social Impact Solutions Pvt. Ltd.	61,110	
15,541	SCB Nodal Account		
15,000	Sitaram Jindal Foundation		
12,44,000	Sony India Private Limited	6,00,000	
60,338	Stripe India Pvt. Ltd.		
	Shubhamastu	10,000	
40,000	Tatineni Prem kumar (HUF)	30,000	
25,000	The Time & Talents Club	25,000	
	The Eden Court No. 16	90,000	
	The Satsang Foundation	7,900	
	West Bengal Electronics Development Corporation Limited		
3,00,000			
40,20,439	Individual		18,81,018
12,21,79,494	Total Donation Received		10,00,99,037



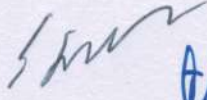

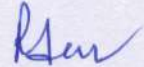


[Handwritten signatures and initials in blue ink]

Annexure - B

Details of Grants

Previous Year 2022-2023	Particulars	Current Year 2023-2024	
1,40,38,202	Local Grants		2,35,83,231
1,40,38,202	Companies/ Cor/ NGO		2,35,83,231
70,173	Balmer Lawrie & Co. Limited	52,882	
73,59,000	Azim Premji Philanthropic Initiatives Pvt. Ltd.	86,10,000	
59,07,410	Pricewaterhouse Coopers - SDC Private Ltd.	1,17,65,985	
	Bhagwanti Memorial Foundation	10,05,576	
	Cognizant Foundation	5,73,000	
7,01,619	CESC Limited	15,75,788	
1,40,38,202	Total Grants Received		2,35,83,231



Annexure - C

<u>Previous Year</u> <u>2022-2023</u>	<u>Particulars</u>	<u>Current Year</u> <u>2023-2024</u>
47,14,770	Interest on Fixed Deposit	57,39,534
13,01,295	Interest on Dr. Jack's Benevolent Fund - Corpus	13,52,263
3,245	Interest on TDS Refund	8,171
3,28,199	Interest on Savings Bank Account	5,57,291
63,47,509	Total Interest	76,57,259

[Handwritten signatures and initials in blue ink]



Schedule -1

SCHEDULE FOR FIXED ASSETS (SCHEDULE VI)

Sl.No.	Particulars	Gross Block			Total as at 31.03.24	DEPRECIATION			NET BLOCK		
		as at 31.03.23	Additions	Deductions		Upto 31.03.23	For the Year	Withdrawal	Upto 31.03.24	As at 31.03.24	As at 31.03.23
1	Building	2,15,11,108	45,76,042	-	2,60,87,150	55,54,131	20,53,302	-	76,07,433	1,84,79,717	1,59,56,977
2	Furniture & Fixture	21,26,837	7,53,223	52,399	28,27,661	12,18,895	1,65,261	43,328	13,40,828	14,86,833	9,07,942
3	Office Equipments	24,02,760	4,53,413	62,445	27,93,728	14,63,143	2,10,871	52,880	16,21,134	11,72,594	9,39,617
4	Computer, Printer and Other Accessories	39,94,926	6,96,560	-	46,91,486	27,01,406	7,88,452	-	34,89,858	12,01,628	12,93,520
5	Plant & Machinery	1,00,095	16,400	-	1,16,495	77,505	5,849	-	83,354	33,141	22,590
6	Vehicle	1,15,91,082			1,15,91,082	57,54,650	8,75,373	-	66,30,023	49,61,059	58,36,432
	Total	4,17,26,808	64,95,638	1,14,844	4,81,07,602	1,67,69,730	40,99,108	96,208	2,07,72,630	2,73,34,972	2,49,57,078
	Previous Year (2022-23)	3,62,73,827	58,89,855	4,36,874	4,17,26,808	1,32,17,315	39,37,128	3,84,713	1,67,69,730	2,49,57,078	2,30,56,512



DETAILS OF INVESTMENT

Previous Year (2022-2023)			Particulars	Current Year (2023-2024)		
Total	Local Account	Foreign Account		Foreign Account	Local Account	Total
Amount (Rs.)	Amount (Rs.)	Amount (Rs.)		Amount (Rs.)	Amount (Rs.)	Amount (Rs.)
3,85,06,289	48,00,000	3,37,06,289	Standard Chartered Bank (F/D) A/c	2,09,26,645	51,41,000	2,60,67,645
1,15,00,000		1,15,00,000	State Bank Of India (Dr. Jack's Benevolent Fund - Corpus)	2,39,17,174	-	2,39,17,174
1,24,10,000		1,24,10,000	Standard Chartered Bank (Dr. Jack's Benevolent Fund - Corpus)	9,10,000		9,10,000
4,53,24,592	65,22,545	3,88,02,047	State Bank Of India (F/D)	5,14,08,209	67,89,347	5,81,97,556
20,00,000	20,00,000		HDFC Bank Ltd.		40,00,000	40,00,000
53,00,000		53,00,000	S B I (8% Govt. Bonds)			-
14,00,000	-	14,00,000	Axis Bank Ltd. (F/D) A/c (Dr. Jack's Benevolent Fund - Corpus)	14,00,000		14,00,000
11,64,40,881	1,33,22,545	10,31,18,336	Total	9,85,62,028	1,59,30,347	11,44,92,375

d *[Signature]* *[Signature]* *[Signature]* *[Signature]*



STATEMENT OF CLOSING INVENTORY

Previous Year (2022 - 2023)	Unit	Current Year (2023 - 2024)			
		Medicine	Benefit	Raw Materials & Finished goods	Total
16,22,711	Main Store	9,64,147	2,86,143	-	12,50,290
3,24,759	Talapark Clinic	6,86,038	30,028	-	7,16,066
16,429	Urban Dots	15,104	6,506	-	21,610
43,509	School-I	4,040	28,384	-	32,424
56,701	Talapark School		64,628	-	64,628
40,381	HIV Project	33,949	19,422	-	53,371
3,28,967	Handicrafts			5,56,923	5,56,923
91,242	Nimtala Clinic	56,945	22,966	-	79,911
50,303	Street Medicine Programme I	83,251	28,006	-	1,11,257
70,529	Street Medicine Programme II	84,419	52,200	-	1,36,619
-	Topsia Clinic	15,801	22,503	-	38,304
79,070	Tangra Slum Clinic	1,08,849	42,174	-	1,51,023
5,646	Outreach Programme		645	-	645
27,30,247	Total	20,52,543	6,03,605	5,56,923	32,13,071

[Handwritten signatures and initials]



Schedule - 4

DETAILS OF SUNDRY DEBTORS

Previous Year (2022-2023)	Particulars	Current Year (2023-2024)
Amount (Rs.)		Amount (Rs.)
18,000	Aranya	-
	Biswa Bangla Marketing Corp. Ltd.	8,900
-	Calcutta Club	160
-	Confluentia Art Café LLP	5,380
	Allegra Viganotti	3,290
	Beatruce	1,650
	Elena Riboldi	3,080
	Gemma Baglioni	4,960
	Ghose	2,200
	Gwenn Gueho	1,200
	Neri Gatti	800
	Paoia Caeroli	5,860
	Sky Children Onlus	34,850
	Stefan Steinke	670
	Sveva Restelli	3,500
	The Sunlit Verandah	4,110
18,000	TOTAL	80,610

[Handwritten signatures]



DETAILS OF CASH IN HAND AND CASH AT BANK**A. Details of Cash In Hand**

Previous Year (2022-2023)			Particulars	Current Year (2023-2024)		
Total	Local Cash	Foreign Cash		Foreign Cash	Local Cash	Total
Amount (Rs.)	Amount (Rs.)	Amount (Rs.)	Amount (Rs.)	Amount (Rs.)	Amount (Rs.)	
973	-	973	Tangra Slum Clinic	2,802		2,802
11,509	10,195	1,314	Handicrafts	37	16,419	16,456
49,863	47	49,816	Head Office	33,384	16,515	49,899
16,149	16,149	-	Head Office (Handicrafts)	-	9,897	9,897
371	-	371	H I V Project	6,831		6,831
2,590	-	2,590	Urban DOTS	1,249		1,249
867	-	867	Main Store	867		867
2,789	-	2,789	Office	981		981
1,363	-	1,363	Street Medicine Programme II	111		111
1,924	-	1,924	School I	1,924		1,924
1,181	-	1,181	Talapark School	1,181		1,181
5,415	-	5,415	Nimtala Clinic	1,278		1,278
-	-	-	Street Medicine Programme I	35		35
14,050	-	14,050	Talapark Clinic	618		618
-	-	-	MCH/ Topsis	-	962	962
39,558	39,558	-	Azim Premji Philanthropic Initiatives Pvt Ltd.		14,330	14,330
1,48,602	65,949	82,653	Total	51,298	58,123	1,09,421

B Details of Cash at Bank

Previous Year (2022-2023)			Particulars	Current Year (2023-2024)		
Total	Local Account	Foreign Account		Foreign Account	Local Account	Total
Amount (Rs.)	Amount (Rs.)	Amount (Rs.)	Amount (Rs.)	Amount (Rs.)	Amount (Rs.)	
3,01,270	-	3,01,270	Standard Chartered Bank (49416)	2,52,123		2,52,123
9,73,635	-	9,73,635	Standard Chartered Bank (49408)	2,60,241		2,60,241
14,11,257	-	14,11,257	Standard Chartered Bank (21481)	19,20,529		19,20,529
3,72,089	3,72,089	-	Standard Chartered Bank (21473)		3,24,642	3,24,642
57,34,689	-	57,34,689	Axis Bank Ltd. (94325)	85,33,914		85,33,914
20,56,622	20,56,622	-	HDFC Bank Ltd. (32102)		13,38,337	13,38,337
11,69,271	-	11,69,271	State Bank of India (47646)	12,37,393		12,37,393
6,047	6,047	-	State Bank of India (41438)		7,748	7,748
13,58,695	-	13,58,695	State Bank of India (61151)	4,27,790		4,27,790
2,11,050	2,11,050	-	State Bank of India (37999)		1,18,983	1,18,983
8,73,246	-	8,73,246	State Bank of India (20402)	8,72,569		8,72,569
58,96,435	58,96,435	-	State Bank of India (16663)		51,98,870	51,98,870
2,03,64,306	85,42,243	1,18,22,063	Total	1,35,04,559	69,88,580	2,04,93,139



(Handwritten signatures and initials)

DETAILS OF OTHER ASSET

Previous Year (2022-2023)	Particulars	Current Year (2023-2024)
Amount (Rs.)		Amount (Rs.)
27,82,909	Accrued Interest on Investments	38,13,737
27,82,909	TOTAL	38,13,737

[Handwritten signatures and initials]



DETAILS OF ADVANCES

Schedule - 7

Previous Year (2022-2023)		Particulars	Current Year (2023-2024)	
Amount (Rs.)	<u>Suppliers</u>		Amount (Rs.)	Amount (Rs.)
	Aloke Shaw		2,800	
3,700	Belgachia kumudini Kanya Vidya Mandir			
38,022	Bharat Petroleum		22,045	
2,000	Bijoyini Roy			
60,450	Caution Money		60,450	
8,000	Circular Road Baptist Chapel			
	Debkanta Goyala		25,000	
1,94,000	Durga Prasad Barman		1,70,000	
3,56,742	Employees State Insurance Corporation		3,56,742	
5,100	Eureka Forbes Ltd.			
4,535	Gipsy Management Pvt. Ltd.		6,584	
60,000	Goutam Saha			
48,000	Greytip Software Private Limited			
5,600	Health Care Diagnostic Centre		16,210	
	Hashmi Enterprise		69	
	Keshab Sharma		5,000	
	Kult X Arrts and Wellness LLP		1,500	
15,170	Lexus Motors Limited			
29,640	Loreto Day School Sealdah		32,100	
6,250	Magajastra			
	Mahabir Emporium		12,280	
	Manoj Auto Centre		5,000	
5,136	Medicare Environmental Management Pvt. Ltd.			
2,800	Mike Martial Arts & Fitness Studio			
2,600	Mishra Book Agency			
15,000	Mrs. Sampriti Mitra		15,000	
1,27,790	National Interior		1,47,723	
1,800	P. K. Computer Aid		1,800	
930	Prasanta Das		2,200	
	Raja Plastic		14,298	
	Royal Touch Fablon Pvt. Ltd.		2,808	
4,200	Rumy Machinery Works			
1,416	Sandip Sales & Service			
1,200	Savitri Pathshala (H.S.)		1,200	
240	Shree Didoo Maheshwari Panchyat Vidyalaya			
	Shree Laxmi Trading & Co. (Rinki Das)		5,000	
	St. Paul's School Hostel		12,750	
	Subidson Electronics Pvt. Ltd.		1,04,000	
	Sumantra Mukherjee		5,00,000	
	Supriya Shil Biswas		16,000	
46,256	Systems & Softwares			
30,000	Tapan Kumar Raha			
	Tarak Mukherjee		57,960	
	The New India Assurance Co. Ltd.		14,348	
1,000	The Assembly of God Church Vocational School			
400	The Oriental Seminary		300	
6,890	The Oriental Seminary for Girls Development Fund		740	
	Vardhaman Traders		8,000	
2,300	Victoria Institution (School)			
589	Wish Net Private Limited			
25,000	Zarin Enterprise			16,19,907



Handwritten signatures and initials in blue ink, including a large signature on the left, a signature with a checkmark in the middle, and a signature on the right.

DETAILS OF ADVANCES

Schedule - 7

Previous Year (2022-2023)	Particulars	Current Year (2023-2024)
	Staff & Beneficiary	
	Ashoke Singh	3,000
	Ashok Roy	25,000
	Anilava Roy	10,000
	Babita Chakroborty	20,000
2,980	Debabrata Sau	1,951
11,962	Dhan Bahadur Chetri	
1,50,000	Debasish Mondal	60,000
50,000	Farukh Ahmed	
-	Farhat Jahan Begum	15,000
5,427	Husna Bibi	22,000
	Ishar Molla	38,800
	Jayanta Kar	15,000
10,000	Safiul Haque (Mister)	
24,043	Meherun Nessa	
	Mou Das	910
3,500	Nilu Khokan	
	Partha Sarkar	800
	Priyanka Karmar	2,894
	Neha Shaw	15,000
12,140	Prabir Ghorui	
2,500	Rehena Kazi	97,750
	Sibani Basu Sen	6,171
	Sanjit Sana	10,494
	Sooti Begum	5,000
	Sk. Kalu	9,000
274	Shankar Sahani	
	Shibaprasad Mukherjee	56,000
	Soni Begum	18,000
1,26,000	Subhashis Som	42,000
3,715	Umesh Yadav	11,956
15,15,297	TOTAL	4,86,726

DETAILS OF PREPAID EXPENSES

Previous Year (2022-2023)	Particulars	Current Year (2023-2024)
Amount (Rs.)		Amount (Rs.)
1,52,040	Insurance Premium	1,42,131
2,775	Rent	2,175
63,684	Rates and Taxes	41,569
2,18,499	TOTAL	1,85,875

DETAILS OF TAX DEDUCTED AT SOURCE (RECEIVABLE)

Previous Year (2022-2023)	Particulars	Current Year (2023-2024)
Amount (Rs.)		Amount (Rs.)
9,16,835	Opening Banlace	9,16,835
	Less: Refund Received in 2023-24	5,51,383
		3,65,452
	Add: TDS Receivable for 2023-24	8,86,292
9,16,835	TOTAL	12,51,744
26,50,631	TOTAL OF SCHEDULE - 7	35,44,252



DETAILS OF SECURITY DEPOSIT		
Electricity Deposit	Amount (Rs.)	Amount (Rs.)
CESC for Meter		
Office (School-I), (1992-93)	1,540	
Talapark Clinic (1997-98)	1,630	
Belgachia Clinic (1998-99)	2,700	
Office (1999-2000)	27,995	
School-I (2001-02)	5,177	
Talapark Clinic (2002-03)	6,420	
Belgachia Clinic (2005-06)	726	
School - I (2005-06)	2,089	
School - I (2006-07)	160	
Talapark Clinic (2012-13)	<u>1,580</u>	50,017
Deposit to Landlord		
Tangra Slum Clinic (2022-23)	30,000	
Main Store (2008-09)	<u>40,000</u>	70,000
Deposit to Others		
Sewing Project (2003-04) for Gas connection from Bharat Petroleum	750	
School - I (2003-04) for student admission in hostel at Bishnupur	3,250	
School - III (2003-04) for Cable Connection from local cable operator	400	
School - III (2006-07) for LPG Gas Connection	<u>1,800</u>	6,200
		1,26,217



d *[Signature]* *[Signature]* *[Signature]* *[Signature]*

Details of Fund

Schedule - 9

	<u>Previous Year</u>	<u>Current Year</u>
	<u>Amount (Rs.)</u>	<u>Amount (Rs.)</u>
General Fund	9,05,15,674	9,79,72,647
Building Fund	89,13,062	78,97,896
Specific Fund	4,67,98,714	4,70,83,594
Total	14,62,27,450	15,29,54,137

A) General Fund

Previous Year 2022-2023	Particulars	Current Year 2023 - 2024		
Amount (Rs.)		Amount (Rs.)	Amount (Rs.)	Amount (Rs.)
7,21,42,818	Balance as per last year		9,05,15,674	
	Less: Transferred To:			
23,93,320	HIV Project	12,33,941		
39,44,832	Living Standard	21,64,565		
10,22,880	Disability Project	10,73,280		
73,59,000	Azim Premji Philanthropic Initiatives	89,25,045		
59,07,410	Pricewaterhouse Coopers SDC P Ltd.	1,17,65,985		
	Fondacion Colores De Calcuta	34,18,287		
14,38,050	Computer for School	-		
5,70,428	Solidar India	14,62,578		
1,61,98,000	Direct Relief	83,45,780		
13,01,295	Dr. Jack's Benevolent Fund - Corpus Interest Earned	13,52,263		
17,57,950	Diabetic Programme	18,15,350		
79,40,717	School Building Fund	55,40,355		
	Boarding School	3,56,560		
3,40,960	Vocational Training for Urban Kolkata	18,87,520		
57,00,654	Education Project	45,65,396		
4,11,336	M C H Programme	5,78,552		
15,94,650	Pneumonology	17,82,750		
1,20,00,000	Provision for two months running Cost	2,00,00,000		
42,41,363	American Friends of EdelGive Foundation	37,39,250		
	Balmer Lawrie & Co. Ltd.	52,882		
	Medical Project	39,55,593		
94,50,145	Street Medicine Programme	45,42,874		
7,72,017	Arsenic Project	11,56,748		
7,03,125	Kiran Project (CESC Ltd.)	15,79,576		
	Cognizant Foundation	5,73,000		
26,54,275	Balrampur Foundation	-		
50,000	Infrastructure Cost for Handicrafts Project	61,627		
8,99,595	Handicrafts	14,89,985		
(1,65,09,184)			9,34,19,742	(29,04,068)
	Add: - Utilised during the year			
17,57,950	Diabetic Programme	18,15,350		
9,25,857	Boarding School	7,20,985		
23,93,320	HIV Project	12,33,941		
50,23,740	Living Standard	28,26,713		
72,06,545	Azim Premji Philanthropic Initiatives	73,50,845		
62,17,707	Pricewaterhouse Coopers SDC P Ltd.	1,17,65,985		
	Fondacion Colores De Calcuta	27,88,381		
6,50,539	Computer for School	-		
3,00,768	Solidar India	17,32,238		
18,21,963	Direct Relief	83,57,684		
1,29,21,248	Covid Fund (KCC & Others)	-		
5,26,403	Dr. Jack's Benevolent Fund - Corpus Expenses	12,69,747		
51,29,292	Education Programme	55,52,315		
4,11,336	M C H Programme	5,78,552		
15,94,650	Pneumonology	17,82,750		
71,819	Breast Cancer Project	-		
3,18,368	Arsenic Project	16,10,397		
10,22,880	Disability Project	10,73,280		
1,79,446	Medical Project	40,48,174		
	Balmer Lawrie & Co. Ltd.	52,882		
35,00,712	American Friends of EdelGive Foundation	32,00,250		
7,02,979	Kiran Project (CESC Ltd.)	15,79,722		
	Cognizant Foundation	3,69,652		
1,21,210	Balrampur Foundation	25,33,065		
75,57,647	Street Medicine Programme	62,15,411		
3,49,471	Vocational Training for Urban Kolkata	15,66,588		
50,42,000	School Building Fund	65,55,521		
8,99,595	Handicrafts	14,89,985		
	Add: - Return from Specific Fund			
1,20,00,000	Provision for Two Months Running Cost		2,00,00,000	
2,83,77,413	Add: Excess of Income Over Expenditure		28,06,302	
9,05,15,674	Total General Fund		7,80,70,413	9,79,72,647



[Handwritten signatures and initials]

B) Specific Fund

Previous Year 2022-2023 Amount (Rs.)	Particulars	Current Year (2023 - 2024)		
		Amount (Rs.)	Amount (Rs.)	Amount (Rs.)
1,67,69,730	Depreciation Fund: (As per last year)	1,67,69,730		
	Add: during this year	40,99,108	2,08,68,838	
	Less : withdrawal		96,207	2,07,72,631
-	HIV Project			
	Received During the year		12,33,941	
	Less : Utilised		12,33,941	-
7,87,511	Computer for School	7,87,511		
	Received During the year		7,87,511	
	Less : Utilised		-	7,87,511
-	Provision for two months running Cost			
	Transferred from General Fund	2,00,00,000		
	Less: Return to General Fund	2,00,00,000		-
	Infrastructure Cost for Handicrafts Project			
11,20,484	As per last year	11,20,484		
	Add: Interest during the year	61,627	11,82,111	
	Less: Utilised during the year		-	11,82,111
2,50,681	Medical Project			
	As per last year	2,50,681		
	Add: Fund Received during the year	39,55,593	42,06,274	
	Less Utilised during the year		40,48,174	1,58,100
17,86,895	Education Programme			
	As per last year	17,86,895		
	Add : Fund Received during the year	45,65,396	63,52,291	
	Less: Utilised		55,52,315	7,99,976
-	Handicrafts			
	Received during the year		14,89,985	
	Less: Utilised		14,89,985	-
2,69,660	Solidar India	2,69,660		
	Received during the year	14,62,578	17,32,238	
	Less: Utilised		17,32,238	-
-	M C H Programme			
	Add: Received during the year		5,78,552	
	Less: Utilised		5,78,552	-
18,92,498	Street Medicine Programme	18,92,498		
	Received during the year	45,42,874	64,35,372	
	Less: Utilised		62,15,411	2,19,961



[Handwritten signatures and initials]

B) Specific Fund

Previous Year 2022-2023 Amount (Rs.)	Particulars	Current Year (2023 - 2024)		
		Amount (Rs.)	Amount (Rs.)	Amount (Rs.)
	<u>American Friends of EdelGive Foundation</u>			
7,40,651	As per last year	7,40,651		
	Received during the year	37,39,250	44,79,901	
	Less: Utilised		32,00,250	12,79,651
	<u>Vocational Training for Urban Kolkata</u>			
1,80,315	As per last year	1,80,315		
	Add: Received during the year	18,87,520	20,67,835	
	Less: Utilised		15,66,588	5,01,247
	<u>Boarding School</u>			
12,47,637	As per last year	12,47,637		
	Add : Fund Received during the year	3,56,560	16,04,197	
	Less: Utilised		7,20,985	8,83,212
	<u>Fondacion Colores De Calcuta</u>			
-	Received during the year	34,18,287		
	Less: Utilised	27,88,381		6,29,906
	<u>Disability</u>			
-	As per last year	-		
	Add : Fund Received during the year	10,73,280	10,73,280	
	Less: Utilised		10,73,280	-
	<u>Pneumonology</u>			
-	As per last year	-		
	Add : Fund Received during the year	17,82,750	17,82,750	
	Less: Utilised		17,82,750	-
4,53,649	<u>Arsenic Project</u>	4,53,649		
	Received during the year	11,56,748	16,10,397	
	Less: Utilised		16,10,397	-
	<u>Pricewaterhouse Coopers SDG P Ltd.</u>			
-	As per last year	-		
	Received during the year	1,17,65,985	1,17,65,985	
	Less: Utilised		1,17,65,985	-
1,43,76,037	<u>Direct Relief</u>	1,43,76,037		
	Received during the year	82,93,500		
-	Interest Received during the year	52,280	2,27,21,817	
	Less: Utilised		83,57,684	1,43,64,133
	<u>Living Standard</u>			
6,62,148	As per last year	6,62,148		
	Received during the year	21,64,565	28,26,713	
	Less: Utilised		28,26,713	-



[Handwritten signatures and initials in blue ink]

B) Specific Fund

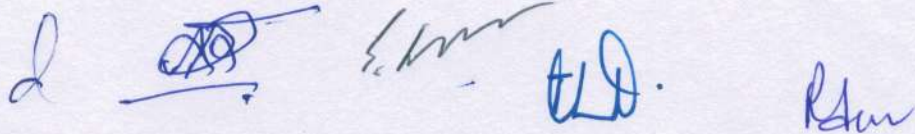
Previous Year 2022-2023 Amount (Rs.)	Particulars	Current Year (2023 - 2024)		
		Amount (Rs.)	Amount (Rs.)	Amount (Rs.)
	<u>Azim Premji Philanthropic Initiatives</u>			
37,27,607	As per last year	37,27,607		
	Received during the year	86,10,000		
	Interest Received during the year	3,15,045	1,26,52,652	
	Less: Utilised		73,50,845	53,01,807
	<u>Cognizant Foundation</u>			
	Received during the year	5,73,000	5,73,000	
	Less: Utilised		3,69,652	2,03,348
25,33,065	<u>Balrampur Foundation</u>	25,33,065		
	Received during the year	-	25,33,065	
	Less: Utilised		25,33,065	-
146	<u>Kiran Project (CESC Ltd.)</u>	146		
-	Received during the year	15,75,788		
	Interest Received during the year	3,788	15,79,722	
	Less: Utilised		15,79,722	-
	<u>Balmer Lawrie & Co. Ltd.</u>			
	Received during the year		52,882	
	Less: Utilised		52,882	-
-	<u>Diabetic Programme</u>			
	Received during the year		18,15,350	
	Less: Utilised		18,15,350	-
4,67,98,714	Total Specific Fund			4,70,83,594
	<u>School Building</u>			
60,14,345	As per last year	89,13,062		
3,00,717	Add: Interest on Fixed Deposit	4,90,214		
76,40,000	Add : Fund Received during the year	50,50,141	1,44,53,417	
50,42,000	Less: Utilised		65,55,521	78,97,896
89,13,062				



Handwritten signatures and initials in blue ink, including a large signature on the left and several smaller initials and marks on the right.

CURRENT LIABILITIES

Previous Year 2022-2023	Particulars	Current Year 2023-2024	
Amount (Rs.)		Amount (Rs.)	Amount (Rs.)
	<u>LIABILITY FOR STATUTORY DUES</u>		
10,042	E S I C (Employees)	9,284	
43,560	E S I C (Employer)	39,830	
29,989	Tax Deducted at Source	2,17,764	
20,160	Profession Tax	21,970	
2,34,679	Employers' P.F. Contribution	2,78,980	
<u>2,34,679</u>	Employees' P.F. Contribution	<u>2,78,980</u>	8,46,808
5,73,109			
	<u>LIABILITY FOR EXPENSES</u>		
82,600	Audit Fees (Statutory)	76,700	
3,860	Educational expenses		
84,881	C R Employees Comprehensive Gratuity Scheme	91,343	
<u>41,300</u>	Internal Audit Fees		1,68,043
2,12,641			
	<u>ADVANCE RECEIVED FROM CUSTOMER</u>		
	Giada Baiocco	<u>5,090</u>	5,090





CURRENT LIABILITIES

Previous Year 2022-2023	Particulars	Current Year 2023-2024
Amount (Rs.)		Amount (Rs.)
	SUNDRY CREDITORS	
	Suppliers	
10,045	Abdul Noor Asif	5,438
	Adeline Pharma	1,08,500
	Bimal Nandi (Zoom Clinic)	2,800
18	Anil Singh	1,458
15,000	Bhola Baba Bhandar	48,830
15,990	Ambey Enterprise	
	Bhavishya Shakti Kitchen	1,755
15,422	Cal-Med	15,422
2,000	Chandana Baksi	
600	Cossipore River Rock Sporting Club	600
40,000	Creative Shoppe	
10,800	Dattson & Co.	17,820
14,850	Debayan Ghosh	11,325
20,858	Debdulal Giri	19,206
15,768	Dulal Bera	23,976
24,615	Emami Frank Ross Ltd.	
450	Goodwill Marketing Agency	9,510
16,561	Hajra Medical Agency Pvt. Ltd	24,842
2,23,989	Healthray Enterprise	2,49,075
	ICMARD	10,470
46,800	J. N. Roy Infant & Nursery School	
3,950	Kalipada Shaw	39,450
3,150	Kundu Traders	
32,724	Life Save Medicine Unit	45,275
	Lawrence Kalyan Gomes	2,24,100
18,900	Lake Town Scientific Research & Clinicians Association	1,70,100
	Lakhan Roy	600
	L B Care	17,675
	L B Pharma	559
2,97,891	Madhu Sudan Raha	3,920
600	Maharshi Debendra Road Jagrata Yubak	600
	Maa Dhakeshwari Bhandar	4,39,801
89,038	Majumder Pharmaceuticals	1,17,760
79,326	Modern Security & Secret Services Pvt. Ltd.	87,503
32,680	Mohammad Wasi Alam	28,402
15,910	Mrs. Suvra Roy (Roy Enterprise)	
	M/s Purnima Interior Decorator & Contractor	2,26,561
30,919	New Deshbandhu Stores	
9,930	Omkar Pharma	66,180
34,500	Pawan Trading	
47,500	Parivar Seva Sanstha	
	Pallab Ganguly	47,000
	Parmarth Health Services	1,720
	PK Creative Construction	27,372
25,527	Pradhan Mantri Bhartiya Janaushadhi Kendra	91,748
13,914	Pramodh Singh	14,427
1,300	Prasanta Das (Trunk Supplier)	
20,000	Prem Chand Gupta	
	Priya Ghosh	11,258
1,986	Reliance Lifecare Pvt. Ltd.	32,860
5,600	Responsible Charity Society	
-	Roshni Ghosh	7,000



Handwritten signatures and initials in blue ink, including a large signature on the left and several smaller initials and signatures on the right.

CURRENT LIABILITIES

Previous Year 2022-2023	Particulars	Current Year 2023-2024	
Amount (Rs.)		Amount (Rs.)	Amount (Rs.)
4,18,970	Rudra Medicales	3,85,884	
49,938	Samaresh Pal		
28,726	Sanjeevan	8,400	
	Sanjib Kumar De	31,500	
17,194	Sanchaita Mondal	10,264	
	Secure Distributors Agency	43,248	
91,820	Shambhu Nath Mondal	81,894	
37,800	Shiv Shivam	75,400	
17,910	S. Serum Analysis Centre (P) Ltd.		
47,347	S. Raj Furniture	61,036	
3,400	S. N. Enterprise	-	
	S. S. Enterprise	12,350	
3,57,402	S. S. Enterprise (Contractor)		
925	Sobhan Mukherjee		
	Sonakshi Electric	3,530	
	Sushanta Kumar Ghosh	36,700	
	Shyambazar Nattyacharcha Kendra	4,000	
	SU Automobiles	13,935	
12,000	T. D. Football School		
8,950	Tara Maa Enterprise (Raja Bose & Nandita Bose)		
1,000	Tala Friends Association	1,000	
4,185	Tiash Marketing Associates	20,097	
	Techit Solution	37,642	
12,137	Triveni		
1,34,889	Unipath Specialty Laboratory Ltd.	1,61,128	
3,23,400	Virtutis Medicagy Private Limited		
765	Vishal Profin Private Limited		
1,73,580	Zyron Pharma	2,66,432	35,07,338
29,81,449			
	Staff & Beneficiaries		
6,080	Asea Begum		
	Achan Ali Mollah	850	
	Afsana Parveen	1,050	
	Anwari Khatoon	5,760	
	Afsana Khatoon	4,260	
1,04,321	Alokananda Ghosh		
	Anisha Parvin	3,300	
4,200	Anit Kumar Chowdhury		
1,05,000	Anjali Naskar (Zakia)	40,000	
450	Anam Tarannum		
	Anjum Ara	1,050	
3,100	Arobinda Sardar	765	
	Arunavo Ghosh Roy	747	
500	Archana Das		
15,175	Arick Mary Nayak		
25,030	Ashok Singh	4,500	
	Anima Sardar	6,500	
	Aditya Singh	600	
	Abhishek Paul	18,660	
1,698	Avishek Das		
450	Babita Mira		
450	Babli Singha		
	Babli Kumari	900	
1,350	Beauty Sah		
3,000	Bhaskar Basu		
4,320	Bhola Nath Das	4,720	
	Biswadeep Sardar	4,400	
	Biswanayh Das	1,600	
	Brihaspati Mondal-Manik Naskar	7,500	
	Bulu Mukherjee	352	
	Bulbuli Naskar	2,500	



Handwritten signatures and initials at the bottom of the page, including a large signature on the left and several smaller initials and marks on the right.

CURRENT LIABILITIES

Previous Year 2022-2023	Particulars	Current Year 2023-2024
Amount (Rs.)		Amount (Rs.)
	Chandan Sharma	800
	Darakshan Parveen	1,000
	Dhan Bahadur Chatri	8,065
10,000	Edward Harris	
	Fatema Molla	1,308
	Farjana Parveen	1,200
1,200	Farzana Begum	
900	Farhin Begum	
	Faraha Tarannum	800
450	Firdous Parveen	
	Fouzia Showkat	1,050
	Farah Naaz	1,050
	Ghazala Parveen	1,859
3,06,485	Ganabrata Sengupta	
1,200	Gawsia Kainaat	
	Gopal Saha	21,387
47,908	Gour Das	16,082
	Gulnaz Bano	1,200
10,000	Hafijul Sardar	12,000
	Hafijul Sk	4,400
	Hasina Begum	1,500
900	Iqra Noor	
600	Irfat Parveen	
960	Ishar Molla	
7,000	Ishrat Jahan	7,350
1,320	Jahir Hossain Mondal	1,680
1,050	Jhuma Sadhukhan	
	Jit Koley	180
	Jahanara Khatun	650
1,200	Kainat Firdous	
	Kabita Sarder Saha	22,273
	Kahkasha Tabassum	500
	Khadeeza Khatoon	780
1,350	Khalda Tabasum	
912	Khushi Khatoon	
	Lakshmi Routh	3,330
450	Lakshmi Sonkar	900
450	Laiba Rizwan	300
1,350	Mahajaben	
	Maya Singh	1,200
1,350	Mantasha Parveesn	
	Mani Mondal	3,850
1,000	Madhumita Meta	
	Mangal Chandra Doloi	565
2,700	Md. Azaruddin	1,420
1,080	Md. Anas	800
600	Md. Akif Ali	
600	Md. Ashafaque	
10,500	Md. Shamim	
3,177	Md. Sahil	
	Meherunnesa	1,050
450	Megha Sharma	1,150
	Minara Bibi	1,907
	Moumita Ganguly	600
	Mousingha Das	4,000
	Mumtaz Babo	1,050
	Mudassar Ahmad	1,900
14,426	Mou Das	



Handwritten signatures and initials at the bottom of the page, including a large signature on the left and several smaller ones on the right.

CURRENT LIABILITIES

Previous Year 2022-2023	Particulars	Current Year 2023-2024	
Amount (Rs.)		Amount (Rs.)	Amount (Rs.)
450	Munna Kumar Chhetri	25,725	
	Munshirah Anjum	975	
	Muskan Parveen	4,800	
	Muskan Parveen (DD)	1,300	
	Mushtari Begum	1,050	
1,200	Nasema Khatoon		
450	Nargiesh Khatoon		
4,220	Nasim Ahamed	3,250	
	Nasrin Khatoon	340	
750	Nafia Khatoon		
600	Neha Sahani		
2,320	Nikhath Parveen		
5,200	Nisha Singh	6,500	
	Namira Mushtaque	1,050	
	Noor Shariba (Md. Tanhid)	700	
	Nousad Alam	800	
1,05,000	Nunnehar Laskar	40,000	
6,907	Padam Bahadur Chetri		
1,200	Payel Kumari Singh		
500	Parbati Bhuinya		
4,465	Partha Sarkar		
7,600	Pinki Dhali		
855	Pinky Sarkar		
	Pity Kumari Shaw	1,050	
	Pramila Kayal	1,25,000	
	Puja Roy	3,150	
665	Punam Singh		
500	Putul Poddar and Renu Poddar	1,000	
	Prabir Ghorui	1,260	
2,880	Prabir Paul	6,476	
1,009	Priyanka Karmakar		
450	Priya Patra		
4,700	Puja Paswan	6,000	
1,200	Puja Patra		
3,000	Puja Roy		
1,300	Rabia Khatoon		
	Rafat Sultana	1,200	
	Rafat Anisha	1,200	
450	Rahnum Rizwan		
	Raihan Molla	3,300	
6,000	Rajesh Balmiki	600	
1,200	Rama Prasad		
	Rakib Molla	4,402	
600	Ratanlal Shaw		
	Rehana Parveen (Trainee)	1,200	
	Rehana Parveen	1,376	
	Rehenuma Rizwan	300	
	Rimpa Dey	1,443	
	Reshma Khatoon	540	
1,350	Razia Sultana		
1,000	Rita Das Sharma		
480	Rita Das DD	899	
1,125	Rita Das Nimtala		
600	Riya Podder		



Handwritten signatures and initials at the bottom of the page, including a large signature on the left and several smaller ones on the right.

CURRENT LIABILITIES

Previous Year 2022-2023	Particulars	Current Year 2023-2024	
Amount (Rs.)		Amount (Rs.)	Amount (Rs.)
1,200	Riya Kumari Singh		
	Rukhsana Begum (Md Aliwaris)	960	
	Ryan Cadman	10,000	
450	Roshni Kumari Yadav	950	
1,520	Ruchi Shaw	800	
1,200	Ruksana Parveen		
1,000	Rukhsar Khatoon	1,000	
1,000	Rukhsar Parveen	1,000	
450	Rupali Mondal		
1,500	Sabana Parveen		
7,300	Sabera Bibi		
450	Sabnam Parveen		
	Sabira Begum	1,050	
	Sahin Nesa	1,350	
600	Saheen Parveen		
	Sahida Khatoon	1,050	
	Sahida Bibi	1,376	
	Sandhya Sardar	2,720	
2,000	Saira Bewa		
1,350	Sajia Parveen		
	Samia Firoz	500	
1,080	Sangita Das	800	
4,643	Sanjit Sana		
5,200	Sanno Parveen	5,500	
	Sanjura Parveen	2,200	
	Sarjana Banu	1,200	
450	Sarmila Mondal		
3,000	Saumitra Kumar Jaiswal		
696	Satyajit Paik	502	
	Sayan Bhowmik	5,440	
	Sayan Mondal	1,420	
16,750	Sekh Wasim Akram		
	Shaba Parveen	500	
1,350	Shahnaz Begum		
500	Shampa Das		
1,000	Shampa Ghosh	1,000	
	Shambhu Ghosal	6,540	
	Shaista Parveen (Handicrafts)	2,600	
500	Shalini Agrahari		
4,800	Shanaj Banu	1,300	
	Shankar Sahani	27,545	
7,200	Shanti Pada Biswas		

[Handwritten signatures and initials in blue ink]



CURRENT LIABILITIES

Previous Year 2022-2023	Particulars	Current Year 2023-2024	
Amount (Rs.)		Amount (Rs.)	Amount (Rs.)
1,000	Shazia Khatoon	1,000	
1,575	Shila Rana		
	Shila Das (Samoiddhi Das)	6,160	
	Shivam Singh	600	
450	Shayesta Mobarak		
430	Shrabani Kundu	1,966	
3,200	Sibu Chakraborty	13,120	
36,849	Sikha Sarkar	1,200	
7,300	Sk. Zinna Mondal		
	Sonam Parveen	1,050	
4,200	Sukhen Chakraborty		
450	Sumita Shaw	600	
14,450	Soma Ghosh		
500	Sonali Saha		
1,317	Sudhangshu Saha		
6,720	Sekhhar Kumar Das	6,820	
10,075	Sk. Kalu		
	Soumyajit Routh	775	
	Spandan Dey	8,297	
	Sreemati Mondal	4,085	
	Subinita Mazumder	1,833	
2,709	Subhajit Sana	2,203	
	Suchandra Chatterjee	695	
	Sudhir Dutta	4,800	
2,925	Sultan Ali Laskar		
5,950	Sultana Khatoon	5,600	
	Sultana Khatoon (Trainee)	214	
1,000	Suparna Bhalla		
7,000	Surajit Seal		
	Tamina Khatun	1,690	
	Tamanna Bano	1,453	
	Tanushree Routh	600	
	Tanjila Bibi	5,260	
	Tabasusum Parveen	1,800	
1,350	Tabasusum Begum		
212	Tinku Deepak Jana		
	Tuli Chatterjee	1,335	
1,080	Tushar Khan	1,260	
	Yashfa Javed	1,050	
2,925	Yasin Sajjar	2,040	
	Yasmin Khatoon	610	
	Zeenat Parveen	1,200	
	Zarina Bibi Gazi	1,300	
450	Zara Parveen	600	
10,58,224			6,48,555



[Handwritten signature]

[Handwritten signature]

[Handwritten signature]

PROVISION



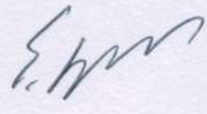


Previous Year 2022-2023 Amount (Rs.)	Particulars	Current Year 2023-2024 Amount (Rs.)
--	-------------	---

Leave Encashment :

46,42,345	As per last year	45,92,033
<u>13,61,047</u>	Add: During this year	<u>14,00,278</u>
60,03,392		59,92,311
14,11,359	Less: Payment during the year	<u>15,67,479</u>
<u>45,92,033</u>		<u>44,24,832</u>

19,032 **Old Non Moving Stock (Handicraft)**

18,442



SCHEDULE 12

NOTES ON ACCOUNTS

Forming Part of the Balance Sheet as at 31st March 2024 and Income & Expenditure Account for the year ended on that date

A. Significant Accounting Policies.

1. Method of Accounting

The accounts have been prepared primarily on historical cost convention, on going concern basis. All items of income (except Donation & Grants) and expenditure have been accounted for on accrual basis.

2. Fixed Assets

Fixed assets are stated at cost. Accumulated depreciation as at the reporting period end is disclosed in the Balance Sheet as Depreciation Fund. Depreciation is calculated at the rates prescribed under the Income Tax Rules on reducing balance method; however, depreciation on addition to assets purchased at any time during the year, has been charged for the full year.

3. Gratuity

The Society's yearly contribution to staff gratuity in respect of permanent staff is governed by "Calcutta Rescue Employees Comprehensive Gratuity Scheme". The gratuity fund is maintained and managed by TATA AIA Insurance Co Ltd.

4. Leave Encashment

Contractual Employees are entitled to leave encashment in respect of un-availed earned leave, up to 24 days per year payable at the time of renewal or termination of contract; amount accrued but not paid till the end of reporting period is provided in the accounts.

Permanent employees are also entitled to leave encashment in respect of un-availed earned leave up to 90 days for the total service period. Leave encashment liability as at the end of reporting period is valued at the prevailing salary rate and incremental liability accrued during the reporting period is provided in the accounts of the year.

Aggregate leave encashment liability is funded by fixed deposits in bank.

5. Donations & Grants

Donation and grants are accounted for on receipt basis; donation in kind is valued as per the accompanying documents wherever provided by the donor and in absence of such a document, fair value of the item is assessed and taken in the books. Grants remaining to be utilized at the end of the reporting period is disclosed as a current liability in the Balance Sheet

6. Inventory

Inventory consists of medicines, handicrafts, nutrition and benefit items. Finished stock of medicines purchased, stock of nutrition and benefit items are valued at cost. Finished items of handicrafts are valued 25% less than the sales price. The year-end inventory has been physically verified and valued by the management.



[Handwritten signatures and initials in blue ink]

B. Notes to Accounts

1 BUILDING

(i) **Building Fund:** -The details of Building Fund as on 31-03-2024 is given below:

Particulars	INR
Opening Balance as on 01-04-2023	89,13,062
Add:	
Bank Interest earned during the year	4,90,214
Donation received during the year (including Solar panel, furniture, Wall Art)	50,50,141
Total	144,53,417
Less:	
Utilised during the year	65,55,521
Building Fund as on 31-3-2024	78,97,896

The fund utilized towards purchase , repairs and renovation of building for the organisation.

2 (i) Dr. Jacks' Benevolent Fund-Corpus Rs. 236,59,900/-

The organization has a received a sum of Rs 236,59,900/- in June 2020 from Dr. Jack Preger towards Corpus to create a Staff Benevolent Corpus Fund to support Calcutta Rescue staff whose earnings is less than Rs 21,000/-per month. The Corpus Fund will also benefit staffs' next of kin and CR's handicraft home workers. The Corpus fund has been invested in Fixed Deposit with State Bank of India and Standard Chartered Bank. The interest earned as income from the Corpus Fund is to be utilized for such eligible persons, as mentioned above, for medical situations, emergency financial assistance, death and bereavement, higher education of staff children, support during retirement and any other emergencies which is sanctioned by special committee formed for the same.

(ii) Dr. Jack's Benevolent Fund Corpus- Interest Fund: Rs. 26,19,039/

The opening balance for Interest was Rs. 25,36,523. Interest earned during the year was Rs. 13,52,263/-. An amount of Rs 12,69,747 has been utilized for providing financial assistance for the stated purposes. The balance of Rs. 26,19,039/-has been carried forward to Balance Sheet under the head: "Dr. Jack's Benevolent Fund Corpus- Interest Earned". This is to be utilized for the stated purposes in the following years.

3 Corpus Fund INR 51,28,240

During the year 2022-23, Corpus Fund has been received from the Calcutta Rescue Fund -UK. It is the legacy of Mr. Ronald Frisby, GBP 52,000. This Corpus Fund is to be retained in Fixed Deposits for use only for the sustainability of Calcutta Rescue on projects to benefit the poor - medical or educational services and improvement of living standards in the slums. The decision on how to use the interest is to be made by the Governing Council of Calcutta Rescue.



[Handwritten signatures and initials]

4. **Other Care Consumption:** Besides providing medicine and nutrition support to the beneficiaries, Soap and detergent is given to them to maintain health and hygiene. Mosquito nets and Plastic sheets are given during monsoons and seasonal changes. Other items like sanitary napkins, toothbrush, toothpaste etc.

Items	2023-24	2022-23
	INR	INR
Bathing Soap / Detergent powder	5,84,036	64,040
Sanitary Napkin	3,28,897	1,60,723
Plastic sheets	1,56,240	78,800
Saree, Lungi, Mosquito net, hygiene Kit ,Tooth brush tooth paste	4,40,889	1,49,508
Handicrafts Transfer (uniform for non formal children and, patient clothes)	5,48,118	1,10,343
Other Miscellaneous items-walking stick, crutch, spectacles, physio items etc	1,02,336	1,33,350
Grand Total	21,60,516	6,96,764

5 **Living Standard (Slum Development)**

This vertical focuses on improving slum conditions and environments by improving access to water and proper sanitation, access to clean cooking methods and better housing materials by building handwashing stations, safe drinking water tanks and toilets in the slums.

Particulars	2023-24	2022-23
	INR	INR
Dakshineswar Slum		
Construction of housing with temporary roofing	32,88,154	
Repair, painting wall art ICDS School premises	70,146	
Vermicompost project -Construction of compost pits which is used for converting biodegradable waste into compost.	9,68,031	
Construction of Temporary dwellings, Underground Sewerage line, Toilets, ICDS at Baghbazar, Nonadanga Dakshineswar, Saltlake Tank No 12,Tangra,Anandapur Slums		53,20,711
Total	43,26,331	53,20,711



[Handwritten signatures and initials in blue ink]

6 Project Maintenance Material Consumption includes:

Particulars	2023-24	2022-23
	INR	INR
Media change for Arsenic filter in Malda. Replacement of old Arsenic removal filters, expenses on water testing, construction of shed for Arsenic filters	477,482	39,982
Purchase of poly bags, phenyl, liquid soap, detergent powder, bottles caps ,weighing machine etc.	605,281	3,73,264
Clearing of disposable syringes, pest control service, drug testing, Fire extinguisher & other miscellaneous expenses	247,398	2,37,231
Handling Cost		3,12,500
Talapark Clinic ,School 1,Dots , Tangra Slum clinic, ICDS -Painting and maintenance costs	475,086	3,04,523
Project helpers and cleaners payment on daily basis.	789,342	4,98,900
Vermicompost Program at Dakshineswar Slum	52,494	3,13,169
Total	26,47,083	20,79,569

7 Employees State Insurance Corporation

A demand notice u/s 45 A of the ESI Act dated 29/1/15 for Rs 14,26,966 was received in respect of the financial years 2010-2013 against which an appeal was made u/s 45AA of the ESI Act after depositing the prescribed sum of 25% of the amount demanded (Rs 356,742). The appeal was rejected by ESIC, and Calcutta Rescue was directed to deposit the balance amount demanded u/s 45 A of the ESI Act. Calcutta Rescue has since filed a case with the ESI Court u/s 75 of the ESI Act, challenging this Order and has obtained a temporary injunction against the demanded sum. As the matter is now sub-judice, the amount of Rs. 14,26,966/- has not been recognized in the accounts

as an expenditure and has been considered as a Contingent Liability. The amount of Rs. 356,742/- deposited as advance to ESIC is disclosed in the Balance Sheet under Loans & Advances.

8 Figures have been regrouped & rearranged wherever necessary to make them comparable with current year's figures.



[Handwritten signatures and initials in blue ink]